



2023 Apollo Projects NZ Swimming C...



Swimming New Zealand



LIVE

Points Swimmers Files Scoreboard





























- Session 1 Sat | 10:10 AM
- Session 2 Sat | 05:40 PM
- Session 3 Sun | 10:10 AM**
- Session 4 Sun | 05:40 PM
- Session 5 Mon | 10:10 AM
- Session 6 Mon | 05:40 PM
- Session 7 Tue | 10:10 AM
- Session 8 Tue | 05:40 PM

Session 3 Sunday 10:10 AM		
7	10:10 AM	100m Backstroke Men Heat
8	10:16 AM	100m Backstroke Women ...
9	10:25 AM	50m Butterfly Men Heat
107	10:30 AM	50m Butterfly Men Multi-C...
10	10:31 AM	50m Butterfly Women Heat
108	10:37 AM	50m Butterfly Women Mult...
11	10:38 AM	200m Freestyle Men Heat
109	10:47 AM	200m Freestyle Men Multi...
12	10:56 AM	100m Breaststroke Men H...
13	11:00 AM	100m Breaststroke Wome...
110	11:06 AM	200m Freestyle Women M...
14	11:10 AM	200m Freestyle Women He...
301	11:19 AM	50m Butterfly Women Swi...

8 **100m Backstroke Women Heat** Official

Entries Heats

Total						
Rank	Competitor	Age	Club	RT	FINA	Result
1	Ouwehand ...	23	Phoenix Aqu...	+0.60		1:02.65 Entry: 1:00.26 (+ 2.39)
	50m: 30.45		100m: 1:02.65 (32.20)			
2	Godwin Em...	26	Heretaunga ...	+0.58		1:02.98 Entry: 1:00.93 (+ 2.05) Q
	50m: 30.20		100m: 1:02.98 (32.78)			
3	Fa'amausili ...	23	Club 37	+0.59		1:03.19 Entry: 1:03.76 (- 0.57)
	50m: 29.61		100m: 1:03.19 (33.58)			
4	Glintmeyer ...	14	Kiwi West A...	+0.68		1:03.46 Entry: 1:02.62 (+ 0.84) Q
	50m: 30.24		100m: 1:03.46 (33.22)			
5	Pratt-Smith ...	19	Coast Swim...	+0.59		1:03.48 Entry: 1:03.77 (- 0.29) Q
	50m: 30.72		100m: 1:03.48 (32.76)			
6	Peebles Liv	17	TBSS Centra...	+0.58		1:03.55 Entry: 1:02.57 (+ 0.98) Q
	50m: 30.95		100m: 1:03.55 (32.60)			
7	Shivnan Mol...	20	Mt Maungan...	+0.63		1:03.84 Entry: 1:05.43 (- 1.59) Q
	50m: 31.04		100m: 1:03.84 (32.80)			
8	Whinray Te...	18	TBSS Centra...	+0.67		1:04.00 Entry: 1:03.93 (+ 0.07) Q
	50m: 31.07		100m: 1:04.00 (32.93)			
9	McGowan A...	17	TBSS Centra...	+0.75		1:04.03 Entry: 1:04.69 (- 0.66) Q
	50m: 31.53		100m: 1:04.03 (32.50)			
10	Stokes Kasha	18	Mt Maungan...	+0.63		1:04.19 Entry: 1:04.41 (- 0.22) Q
	50m: 31.35		100m: 1:04.19 (32.84)			
11	Gibson Isab...	16	United Swim...	+0.67		1:04.23 Entry: 1:02.32 (+ 1.91) Q
	50m: 31.20		100m: 1:04.23 (33.03)			
12	Martin Sava...	16	Coast Swim...	+0.64		1:04.93 Entry: 1:03.20 (+ 1.73) Q
	50m: 31.61		100m: 1:04.93 (33.32)			
13	Chmiel Hope	17	Vikings Swi...	+0.56		1:05.12 Entry: 1:03.18 (+ 1.94) Q
	50m: 31.45		100m: 1:05.12 (33.67)			
		18	Coast Swim...	+0.71		1:05.99 Q

14	 George Am...			Entry: 1:05.44 (+ 0.55)
	50m: 31.87	100m: 1:05.99 (34.12)		
15	 Asiata Dani...	16	 Howick Paku... +0.56	1:06.13 Entry: 1:04.46 (+ 1.67) Q
	50m: 31.56	100m: 1:06.13 (34.57)		
16	 Mihaka Pippa	15	 Hamilton Aq... +0.69	1:06.33 Entry: 1:04.21 (+ 2.12) Q
	50m: 31.51	100m: 1:06.33 (34.82)		
17	 Crawford Zoe	18	 Coast Swim... +0.66	1:06.47 Entry: 1:04.14 (+ 2.33) Q
	50m: 31.87	100m: 1:06.47 (34.60)		
18	 Twose Char...	18	 Coast Swim... +0.68	1:07.52 Entry: 1:08.49 (- 0.97) Q
	50m: 32.62	100m: 1:07.52 (34.90)		
19	 Stanley-Hun...	16	 Coast Swim... +0.60	1:08.01 Entry: 1:07.36 (+ 0.65)
	50m: 32.53	100m: 1:08.01 (35.48)		
20	 Piper Hannah	16	United Swim... +0.57	1:08.35 Entry: 1:07.68 (+ 0.67)
	50m: 33.27	100m: 1:08.35 (35.08)		
21	 North Emma	18	 Aquabladz ... +0.62	1:08.41 Entry: 1:05.19 (+ 3.22)
	50m: 32.05	100m: 1:08.41 (36.36)		
22	 Wong Elisia	20	 Jasi Swim C... +0.62	1:09.06 Entry: 1:05.79 (+ 3.27)
	50m: 33.24	100m: 1:09.06 (35.82)		
23	 Nelson Holly	15	 North Shore ...	1:09.10 Entry: 1:08.28 (+ 0.82)
24	 Wheeler Oli...	14	United Swim... +0.61	1:09.34 Entry: 1:07.13 (+ 2.21)
	50m: 32.72	100m: 1:09.34 (36.62)		
25	 Saunders El...	15	 Coast Swim... +0.71	1:09.63 Entry: 1:09.43 (+ 0.20)
	50m: 33.25	100m: 1:09.63 (36.38)		
26	 Perry Sophie	17	St Paul's Swi... +0.62	1:09.86 Entry: 1:09.09 (+ 0.77)
	50m: 32.66	100m: 1:09.86 (37.20)		
27	 Cole Charlo...	17	Heretaunga ... +0.62	1:10.93 Entry: 1:07.36 (+ 3.57)
	50m: 33.83	100m: 1:10.93 (37.10)		
28	 Joblin Dani...	19	 St Peter's S... +0.90	1:11.29 Entry: 1:08.88 (+ 2.41)
	50m: 34.07	100m: 1:11.29 (37.22)		
29	 Reade Rebe...	20	 Whangarei S... +0.73	1:12.20 Entry: 1:09.43 (+ 2.77)
	50m: 34.74	100m: 1:12.20 (37.46)		
30	 Polutele (V)...	14	New Caledo... +0.69	1:12.92 Entry: 1:07.47 (+ 5.45)
	50m: 33.69	100m: 1:12.92 (39.23)		